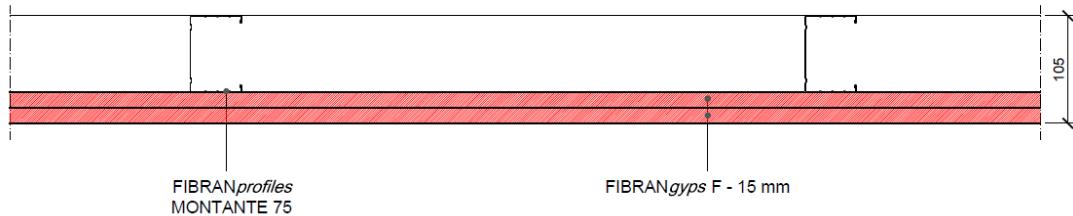


# Independent partition SW-F 105/75

Fire resistant lining wall EI60, thickness 105mm



## COMPONENTS

### Plasterboards

2 layers of **FIBRANGYPS F**, thickness **15 mm**, CE marked– **type F** according to EN 520, classified **A+** according to EN ISO 16000-09, fire reaction **A2-s1, d0** according to EN 13501-1, weight 13,1 kg/m<sup>2</sup>, water vapor resistance factor  $\mu=10$ , thermal conductivity  $\lambda=0,25$  W/m K and specific heat  $c_p=1,03$  kJ/kg K according to UNI EN 10456

### Metal frame thickness 0,6 mm conform to EN 14195

Channels **FIBRANprofiles GUIDA 75** mechanically fixed to the floor and ceiling using fixing nails at a maximum spacing of 500 mm;

Studs **FIBRANprofiles MONTANTE 75**, max axial spacing every 600 mm, slotted to allow passage of the installations

### Screws


Self-drilling screws **FIBRANGYPS SCREW 3,5 x 25 and 3,5 x 45 mm** with resistance in salt spray test not less than 72 hours, fixed max 200 mm each

### Adhesive tape and joint filler

Treatment of the joints between plasterboards and head of screws with **FIBRANGYPS JF**, CE marked 3B according to EN 13963, and reinforcing tape **FIBRANGYPS TAPE** according to the level quality Q2 (Eurogypsum)

# Independent partition **SW-F 105/75**

## Technical features



### Fire rating

Fire rating: **EI 60** (Classification Report CSI 1624FR according to EN 1364-1)

Max height: 4m

Possibility of inserting EI60 certified fire resistant hatches.

### Thermal Insulation

**U = 3,448** W/m<sup>2</sup>K – calculated with software

### Mechanical performance

**FIBRANprofiles** channels and studs DIN 75 mm, max axial spacing every 600 mm, thickness 6/10 mm conform to EN 14195. Profiles must be designed according to local regulation and specific application.

In case of walls longer than 15 meters, an expansion joint must be made every 10 meters or at structural joints

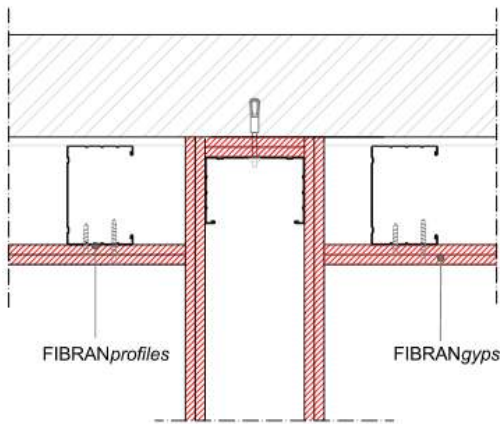
### Finishing

According to quality level required (Eurogypsum). Use FIBRANGyps JF READY MIX for level Q4

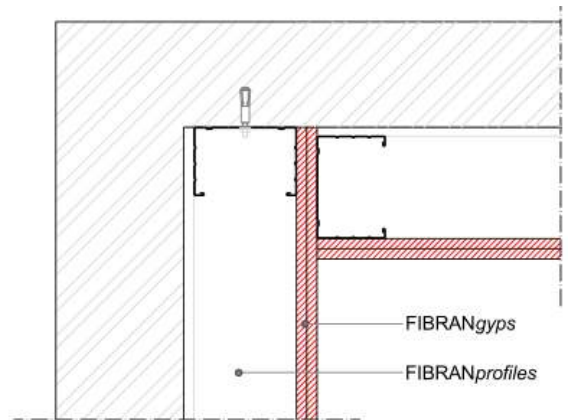
### Sustainability

FIBRANGyps plasterboards are classified A+, the best one according to EN ISO 16000-09, with regards to the emission of formaldehyde, acetaldehyde and other substances

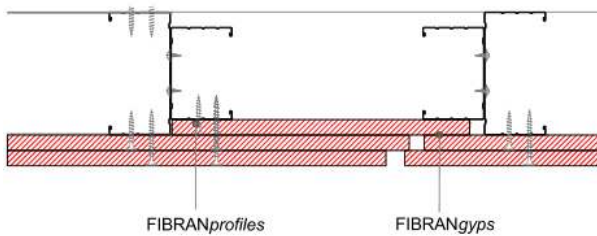
# Independent partition SW-F 105/75 Construction details



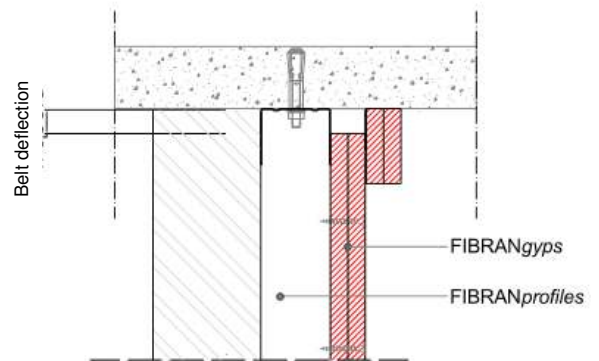
Detail. 1 **FITTING WITH FIRE RESISTANT WALL**



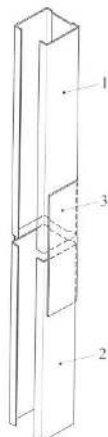
Detail. 2 **CORNER FITTING**



Detail. 3 **EXPANSION JOINT**



Detail. 4 **DESOLIDARIZATION FLOOR - WALL**



**LEGEND**






- 1. stud
- 2. stud
- 3. stiffening element made with a channel of the same width as the stud; lenght at least 10 times the width

Detail. 5 **JOINT BETWEEN PROFILES**

# Independent partition **SW-F 105/75**

## Quantities of material

### Indicative quantities for square meter of partition

		quantity/m <sup>2</sup>		quantity/m <sup>2</sup>	
		centre 600 mm		centre 400 mm	
Description	UM				
FIBRANGYPS	m <sup>2</sup>	2,1	2,1	2,1	2,1
FIBRANprofiles studs	m	1,95	3,9	2,3	4,6
FIBRANprofiles channels	m	0,7	0,7	0,7	0,7
Joint filler FIBRANGYPS <b>JF</b>	kg	0,7	0,7	0,7	0,7
Adhesive tape FIBRANprofiles	m	1	1	1	1
FIBRANGYPS <b>TAPE</b>	m	1,67	1,67	1,67	1,67
FIBRANGYPS <b>SCREW</b> 25mm	pz	13	13	19	19
FIBRANGYPS <b>SCREW</b> 45mm	pz	29	29	34	34